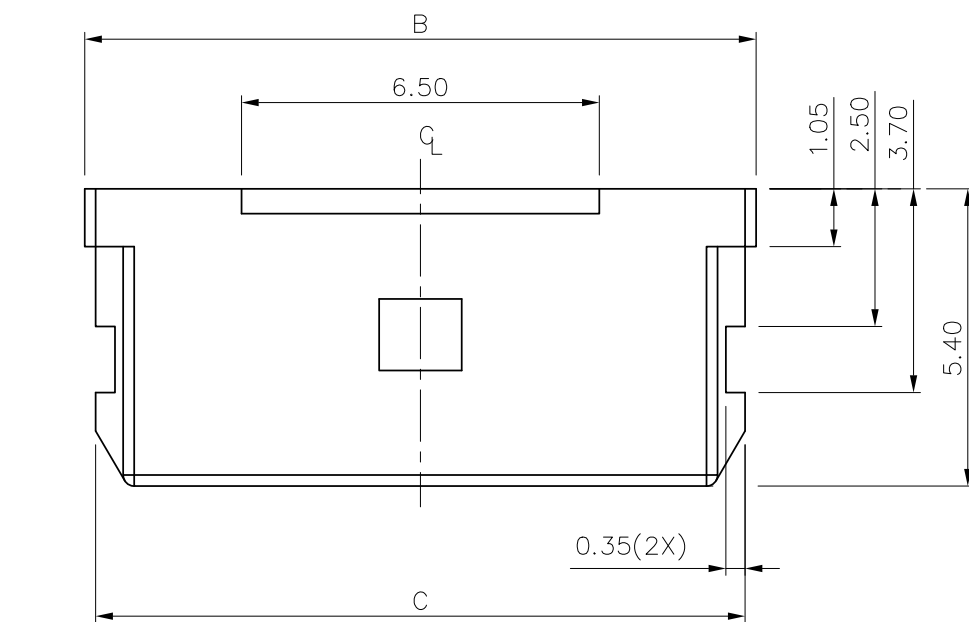


AUTOCAD GENERATED DRAWING,DON'T CHANGE BY HAND

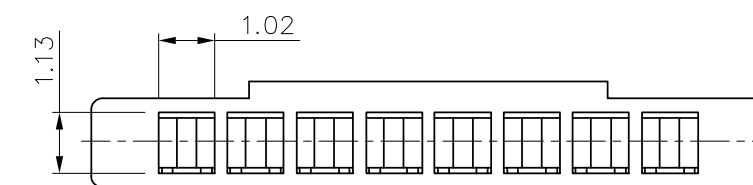
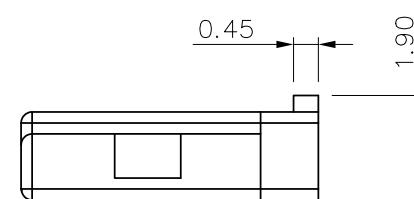
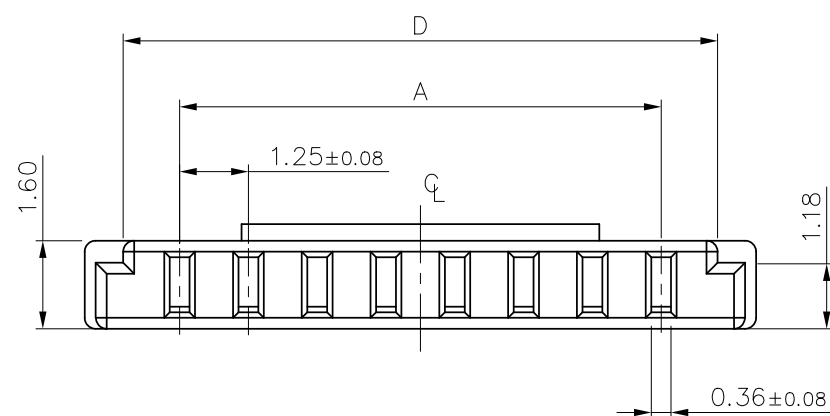
REV.	ECN. NO.	APPD.
A	ECN150720014	Fan Fang
B	ECN160509008	Fan Fang
C	ECN161018023	Fan Fang
D	ECN200617016	Mike Wu
E	ECN201021010	Mike Wu



- NOTES:  
 1. MATERIAL: SEE TABLE  
 2. DIMENSIONS SHALL BE INTERPRETED PER ASME Y14.5M-1994.  
 3. ALL CORNERS HAVE MAXIMUM RADII OF 0.05mm UNLESS OTHERWISE SPECIFIED.  
 4. PACKING CAPACITY:

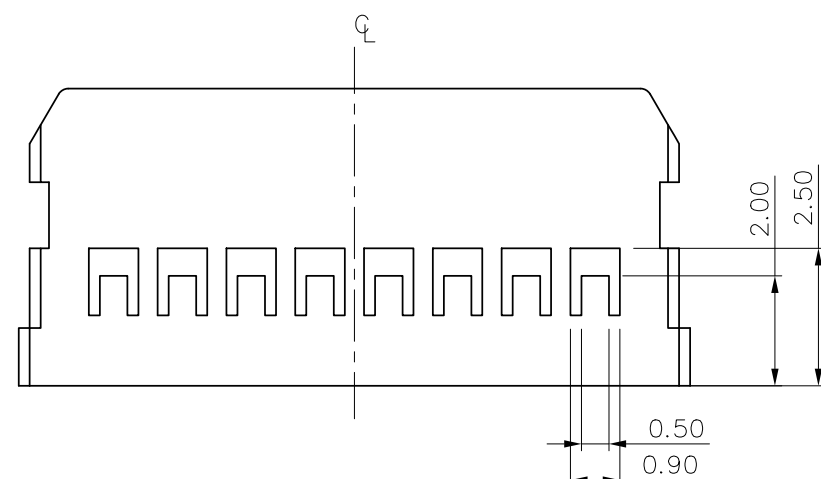
P/N	PCS/BAG	BAG/BOX	PCS/BOX
060-00**-116	2K	10	20K

POS NO.	A	B	C	D
8 POS	8.75	12.20	11.80	10.80
12 POS	13.75	17.20	16.80	15.50



PART LIST AFTER ASSEMBLY

- |                      |                  |                          |
|----------------------|------------------|--------------------------|
| WTB CABLE SIDE CONN. | WH33**1-C0201-HF | LEAD FREE & HALOGEN FREE |
| 3: 1.25mm PITCH      |                  | EXTENSION CODE           |
| RIGHT ANGLE          |                  | CRIMPING TYPE            |
| POS NO.              |                  | CONTACT AREA PLATING     |
| 08: 8pos             |                  | 1: GOLD PLATING          |
| 12: 12pos            |                  |                          |



HOUSING	PLASTIC	UL94V-0;BLACK	060-00**-116
NAME	MATERIAL	FINISH	P/N

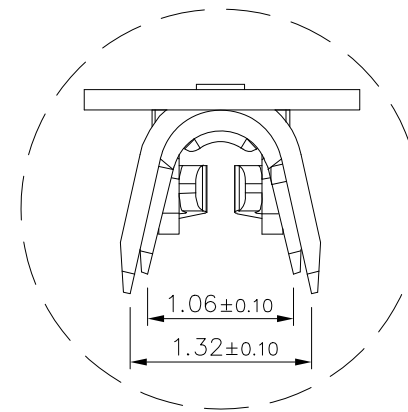
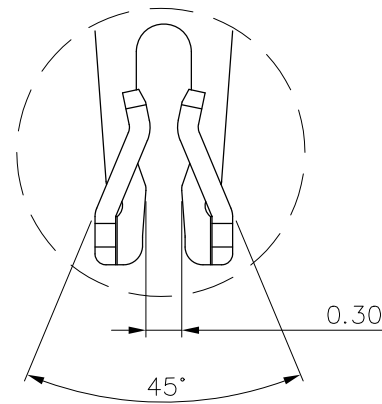
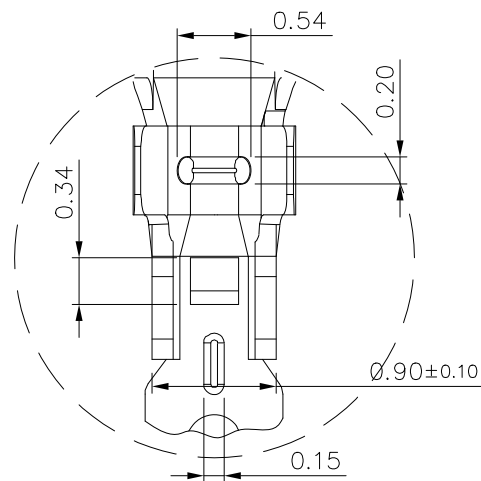
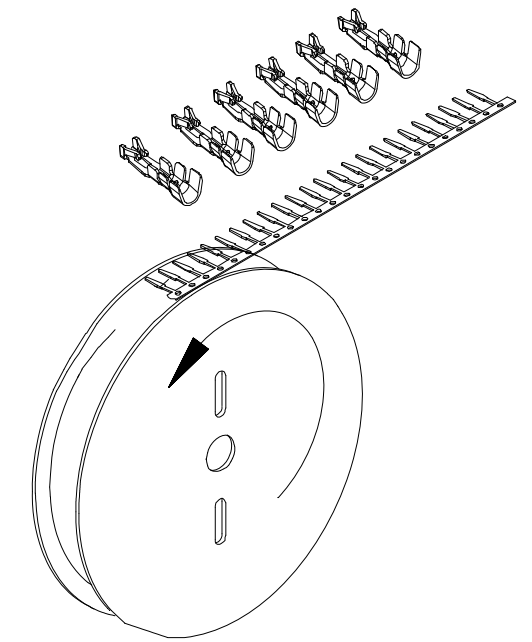
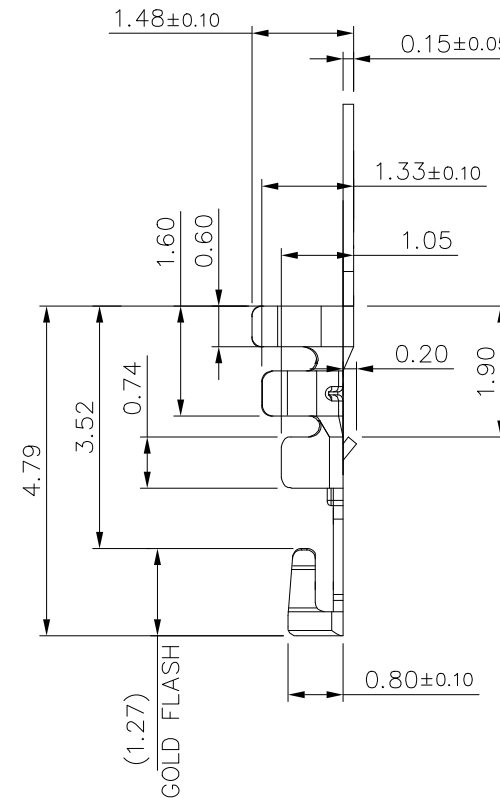
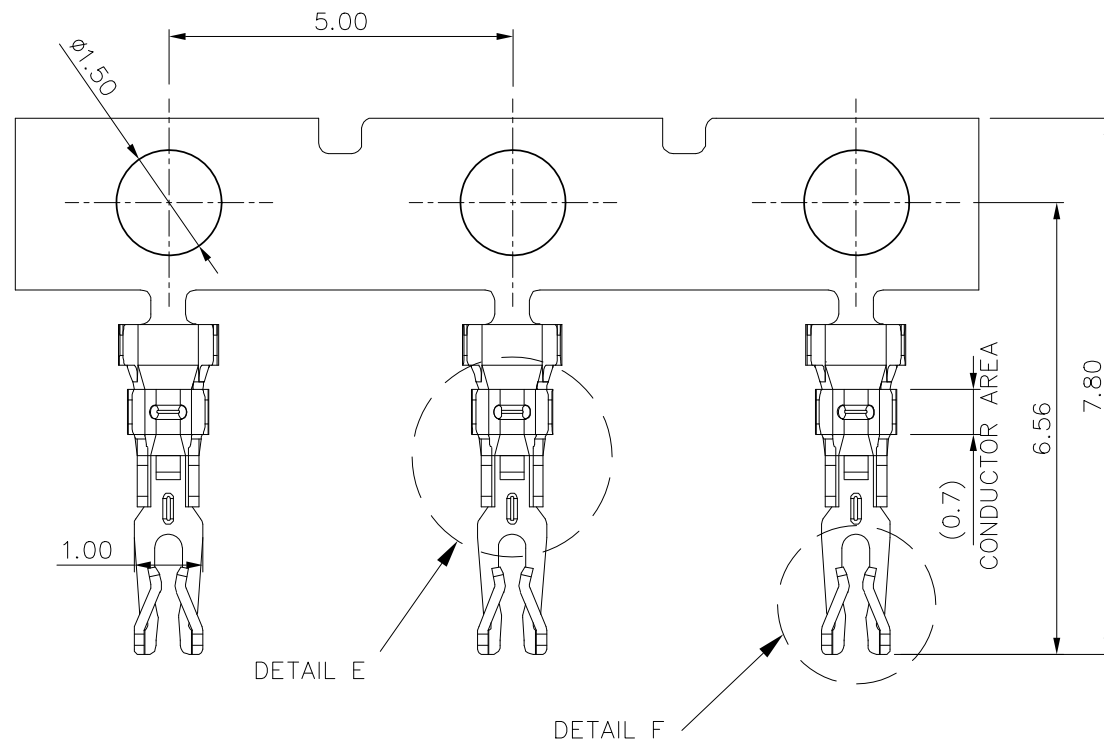
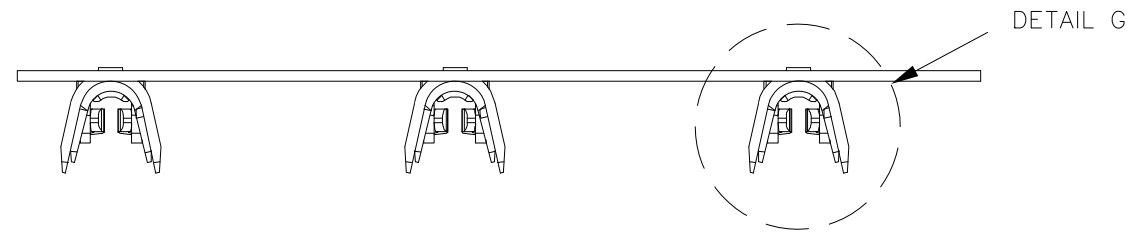
UNITS: mm	GENERAL TOLERANCE		APPROVED: Mike Wu	PART NO.: 060-00**-116
DATE: 10/21'20	X. ±0.30	X.* ±3°	CHECKED: Mike Wu	TITLE: WTB CUSTOMER DRAWING
SCALE: N/A	.X ±0.20	.X* ±2°	DRAWING: Adam Zhu	DRAWING NO.: 820-0000-0235
SHEET: 1/2	MATERIAL: △	Q'TY N/A	 <b>Highstar</b> Drapho ELECTRONICS TECHNOLOGY CO., LTD	
REV. E	FINISH: N/A	⊕		

RoHS  
HF

NOTES:

1. MATERIAL: SEE TABLE
2. THE BURRS MUST BE LESS THAN 0.05mm.
3. CAMBER ALLOWED: 3mm MAX IN 1.0m WHEN MEASURE IN CONTINUOUS STRIP.
4. HARMFUL MATERIAL CONTROL MEET DSQC0042.
5. PACKING CAPACITY:

P/N	PCS/REEL	REEL/BOX	PCS/BOX
050-0411-118	16K	10	160K



RoHS  
HF

TERMINAL	COPPER ALLOY	50u"MIN. NICKEL UNDER PLATING; 1u"MIN. GOLD PLATING ON CONTACT AREA. 25u"MIN. NICKEL UNDER PLATING; GOLD FLASH ON CONDUCTOR CRIMPING AREA.	050-0411-118
NAME	MATERIAL	FINISH	P/N
UNITS: mm	GENERAL TOLERANCE	APPROVED: Mike Wu	PART NO.: 050-0411-118
DATE: 10/21'20	X. ±0.30 .X ±0.20 .XX ±0.15	CHECKED: Mike Wu	TITLE: WT CUSTOMER DRAWING
SCALE: N/A		DRAWING: Adam Zhu	DRAWING NO.: 820-0000-0235
SHEET: 2/2	MATERIAL: SEE TABLE	Q'TY N/A	Highstar
REV. E	FINISH: SEE TABLE	Drapho ELECTRONICS TECHNOLOGY CO., LTD	