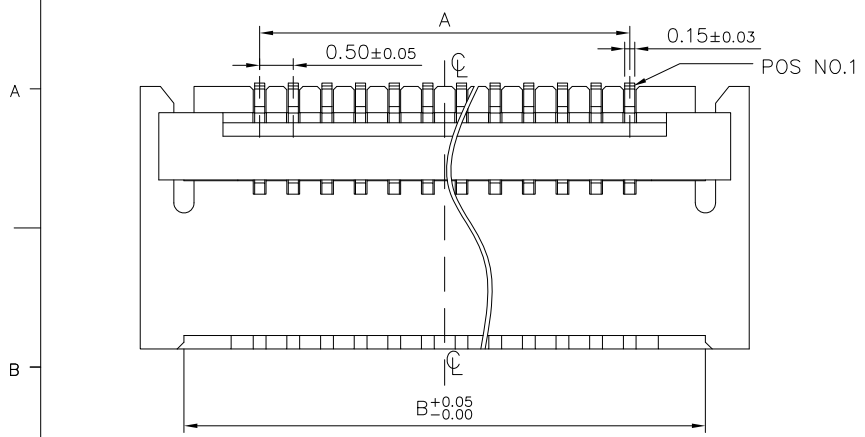
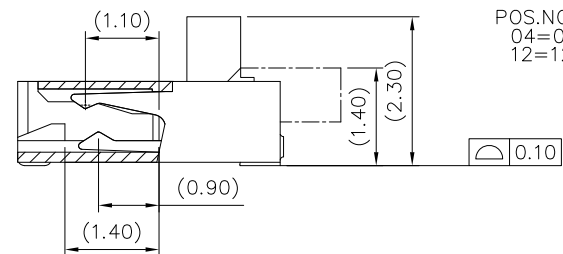
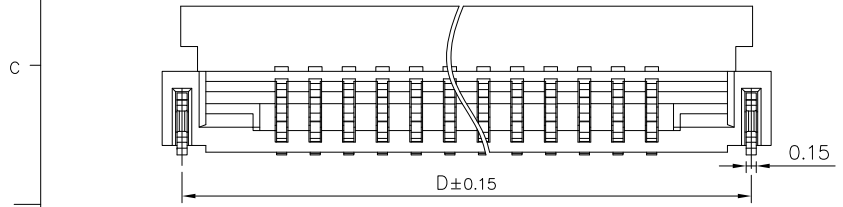


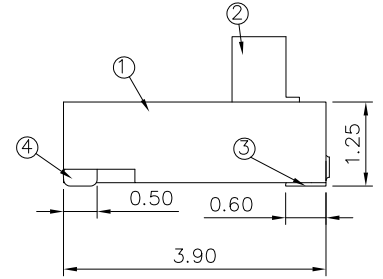
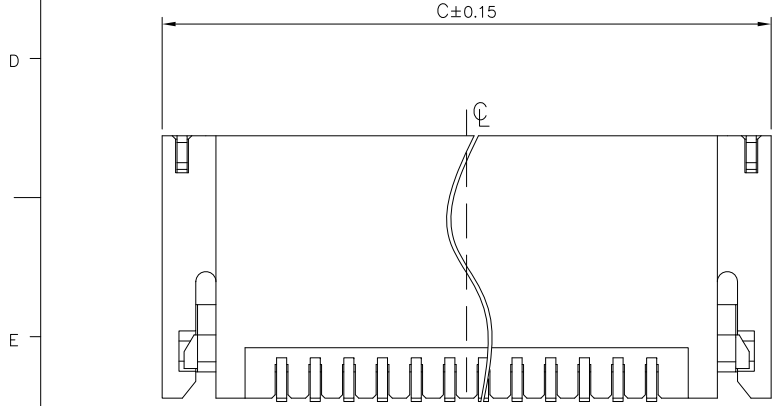
REV.	ECN. NO.	APPD.
A	ECN150316050	Fan Fang



NOTES:  
 1.DIMENSIONS SHOULD BE INTERPRETED PER ASME Y14.5-1994.  
 2.ELECTRICAL CHARACTERISTICS:  
 2-1.CONTACT CURRENT RATING:0.5A MAX. PER PIN;  
 2-2.INSULATION RESISTANCE: 100 MEGAOHMS MIN. AT 500 VDC;  
 2-3.DIELECTRIC WITHSTANDING VOLTAGE:500 VAC RMS AT 60HZ FOR 1 MINUTE;  
 2-4.CONTACT RESISTANCE:  
 50 MINIOHMS MAX. INITIAL.  
 100 MINIOHMS MAX. AFTER PHYSICAL AND ENVIRONMENTAL TESTS.  
 3.MECHANICAL CHARACTERISTICS  
 3-1.DURABILITY:6CYCLES;  
 4.ENVIRONMENTAL CHARACTERISTICS:  
 4-1.OPERATING TEMPERATURE: -40°C TO +85°C.  
 5.LEAD FREE AND ROHS AND HALOGEN FREE COMPLIANT.



PART NO.  
 FC5AR\*\*\*-2121H  
 FPC CONN. PITCH:5=0.5mm  
 POS.NO.: 04=04POS. 12=12POS.  
 HALOGEN/LEAD FREE TAPE & REEL  
 PROFILE HEIGHT: 12=1.25mm  
 CONTACT AREA PLATING: 1= GOLD FLASH 0= MATTE TIN PLATING



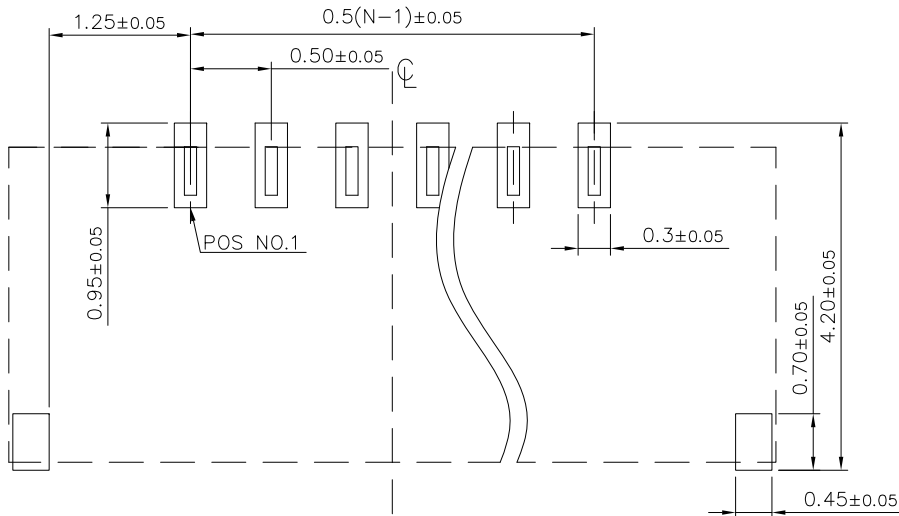
④	PAD	2	COPPER ALLOY	NICKEL UNDER PLATING; MATTE TIN PLATING OVERALL.	
③	CONTACT	**	COPPER ALLOY	NICKEL UNDER PLATING; GOLD FLASH PLATING ON CONTACT & SOLDER AREA.	
②	ACTUATOR	1	THERMOPLASTIC	BLACK	UL, 94V-0
①	HOUSING	1	THERMOPLASTIC	CREAM	UL, 94V-0
ITEM	DESCRIPTION	Q'TY	MATERIAL	COLOR	ATTACHMENT

UNITS: mm	GENERAL TOLERANCE	APPROVE: Fan Fang	PART NO.(INTENDED USE) FC5AR**1-2121H
DATE: 3/16'15	X. ±0.30 .X ±0.20 SCALE: N/A	CHECKED: Daniel Yuan	TITLE: FPC CUSTOMER DRAWING
SHEET: 1/3	X.* ±5.00* .X.* ±3.00* .XX* ±2.00*	DRAW: Legend Zuo	DRAWING NO.: 820-0000-0222

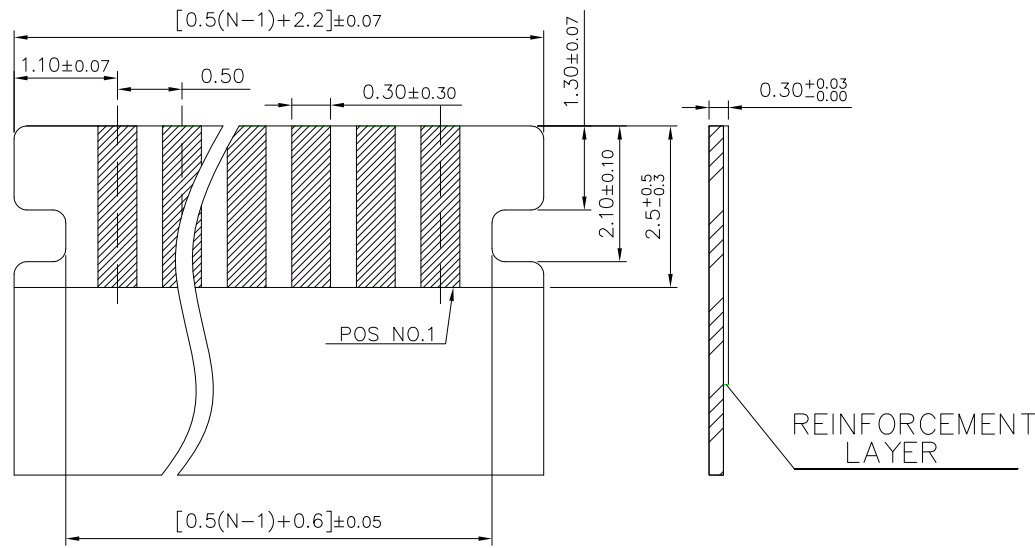
POS NO.	A	B	C	D
4POS	1.50	3.75	5.05	4.46
12POS	5.50	7.75	9.05	8.46



REV.	ECN. NO.	APPD.



RECOMMENDED PCB LAYOUT  
TOLERANCE: +/-0.05(TOP VIEW)

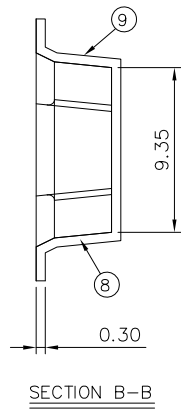
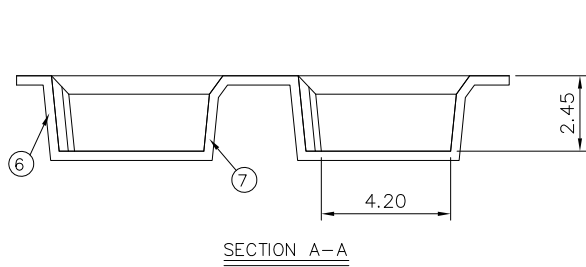
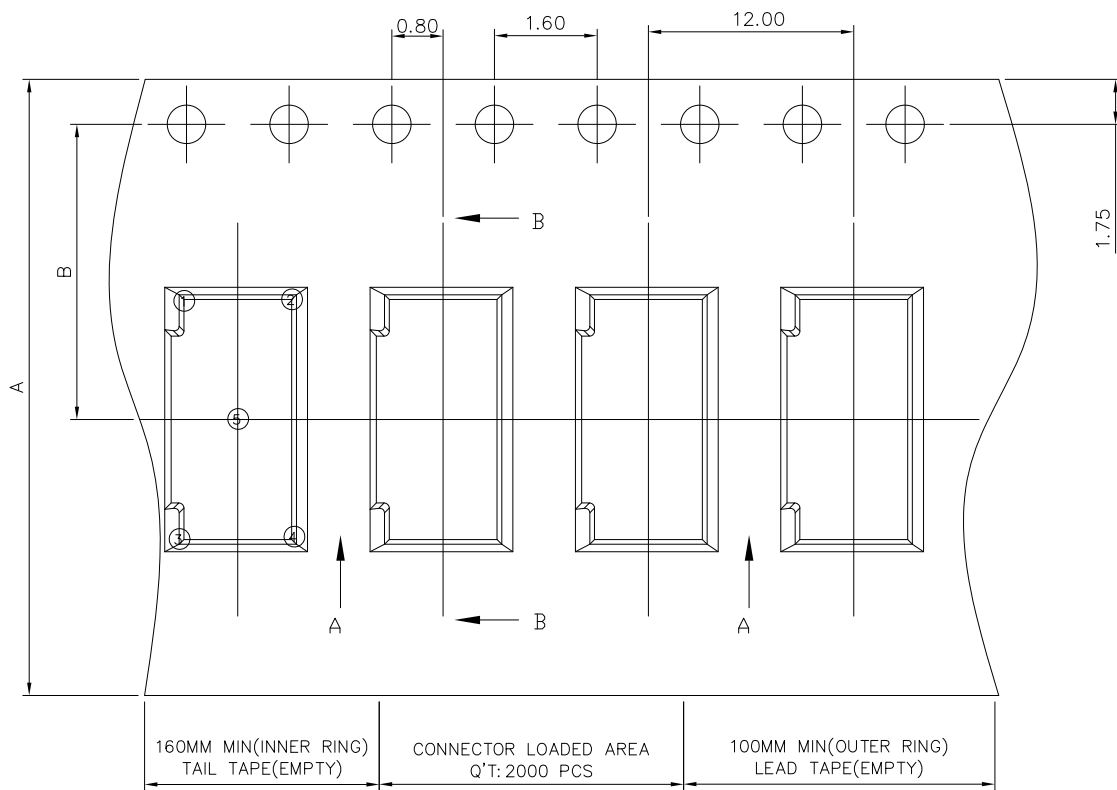


RECOMMENDED FPC DIMENSION

Dapho Electronics Technology Co., Ltd  
**DCC ISSUE**  
 2015.03.20  
**文管发行**

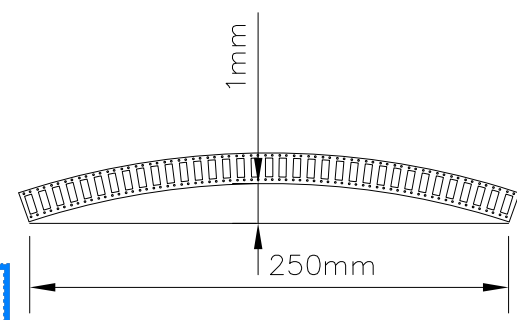
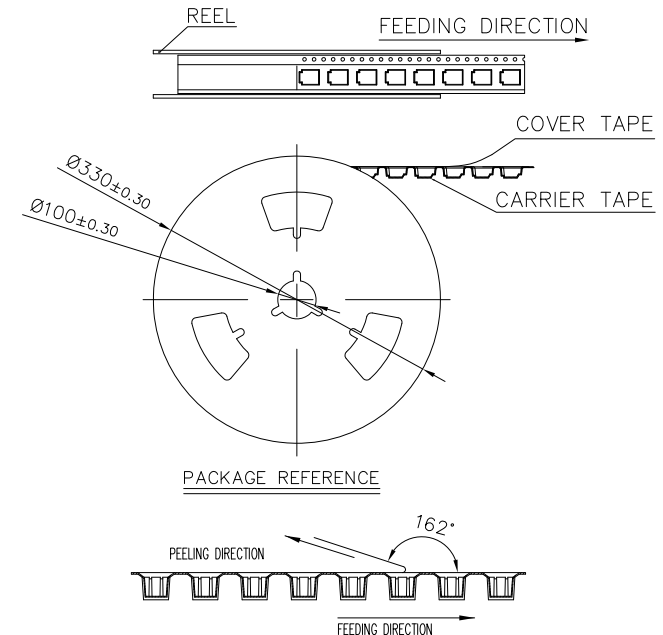


UNITS: mm	GENERAL TOLERANCE	APPROVE: Fan Fang	PART NO.(INTENDED USE) FC5AR**1-2121H
DATE: 3/16'15	X. ±0.30 .X ±0.20 .XX ±0.15	CHECKED: Daniel Yuan	TITLE: FPC CUSTOMER DRAWING
SCALE: N/A	.X* ±5.00* .X* ±3.00* .XX* ±2.00*	DRAW: Legend Zuo	DRAWING NO.: 820-0000-0222
SHEET: 2/3	MATERIAL:	Highstar Drapho ELECTRONICS TECHNOLOGY CO., LTD	
REV.: A	FINISH:		



NOTES:  
 1.DIMENSIONS SHOULD BE INTERPRETED PER ASME Y14.5-1994;  
 2.MATERIAL: PS,BLACK COLOR,THICKNESS 0.30+/-0.05MM;  
 2.PACKAGING CAPACITY:

P/N	PCS/REEL	REEL/BOX	PCS/BOX
FC5AR041-2121H	2000	6	12000
FC5AR121-2121H	2000	6	12000



Dapho Electronics Technology Co., Ltd  
**DCC ISSUE**  
 2015.03.20  
 文管发行

POS NO.	A	B	C
4POS	16.00	7.50	1.75
12POS	24.00	11.50	1.75

UNITS: mm	GENERAL TOLERANCE	APPROVED: Fan Fang	PART NO.(INTENDED USE) FC5AR**1-2121H
DATE: 03/16'15	X. :±0.50 .X :±0.30 .XX :±0.20 .XXX :±0.10	CHECKED: Daniel Yuan	TITLE: CUSTOMER DRAWING
SCALE: 1/1	X.* :±1.00* .X.* :±0.50* .XX.* :±0.30* .XXX.* :±0.10*	DRAWING: Legend Zuo	DRAWING NO.: 820-0000-0222
SHEET: 3/3	MATERIAL:	Q'TY	Highstar Dapho ELECTRONICS TECHNOLOGY CO., LTD
REV.: A	FINISH: SEE TABLE		